

BAUINGENIEUR	<b>Dr. Lüchinger + Meyer Bauingenieure AG</b>			BETONSTAHLLISTEN-NR.		
	Hofackerstrasse 13 CH-8032 Zürich T +41 (0)44 421 43 00 F +41 (0)44 421 43 01 lm@luechingermeyer.ch			07111-242.1		
BAUOBJEKT	07111 Wohnüberbauung Zentralstrasse Dietikon			ZU PLAN NR.		
	1.UG Decke 8.Teil 1.+2.Lage			07111-242		
BAUUNTER- NEHMER				DATUM 11.06.2010	<b>STAHL B500B</b>	
				GEZEICHNET AND		
				GEPRÜFT		
				REVIDIERT		

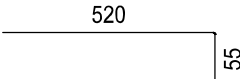

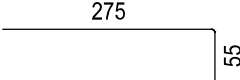
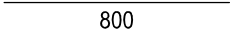

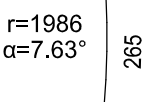
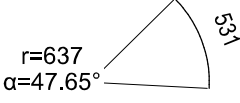

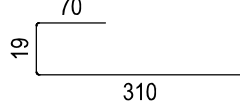

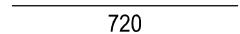


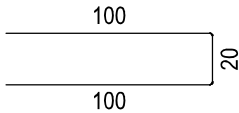
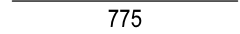
ZUSAMMENFASSUNG DER BETONSTAHLLISTE						
ø [mm]	FIX- UND LAGERLÄNGEN			ø [mm]	BEARBEITET	
	Länge [m]	Gewicht [kg]	[kg/m]		Länge [m]	Gewicht [kg]
6	-	-	0.222	6	-	-
8	-	-	0.395	8	17.92	7.1
10	29.50	18.2	0.617	10	265.19	163.6
12	1343.16	1192.7	0.888	12	735.76	653.4
14	846.34	1024.1	1.210	14	1116.16	1350.6
16	622.20	983.1	1.580	16	1161.54	1835.2
18	226.48	453.0	2.000	18	-	-
20	267.54	660.8	2.470	20	-	-
22	-	-	2.980	22	-	-
26	8.50	35.4	4.170	26	-	-
30	38.30	212.6	5.550	30	-	-
34	-	-	7.130	34	-	-
40	-	-	9.870	40	-	-
TOTAL FIX- UND LAGERLÄNGEN			4579.90 kg	TOTAL BEARBEITET		4009.90 kg
ANZAHL POSITIONEN (OHNE LAGERLÄNGEN)			71	GESAMTTOTAL		8589.80 kg

Distanzkörbe (DK) und Stellbügel (StB) Bewehrungs-Fertigprodukte (BeP)						
DK/StB BeP	Fabrikat/Typ	Stück	Höhe [cm]	Gesamt Länge [m]	Fuss (DK) mit	Bemerkungen
DK	h=50/47	je 10			mit	
DK	h=44	7			mit	
DK	h=41/38	je 4			mit	
DK	h=37/36/35/34	je 2			mit	
DK	h=24/26/28/30	je 3			mit	
DK	h=32/34/36	je 4			mit	

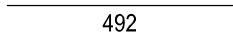
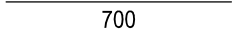
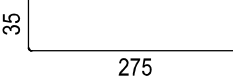
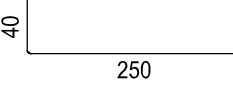
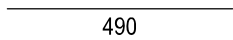
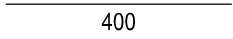
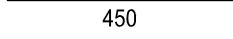


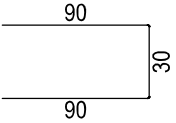
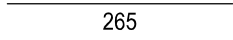
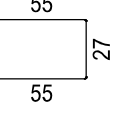
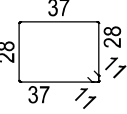


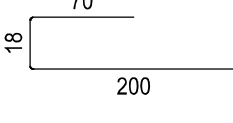
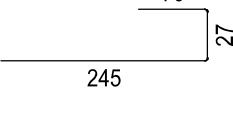

<b>STAHL B500B</b>	PLAN NR.	BETONSTAHLLISTEN-NR.	SEITE:
	07111-242	07111-242.1	2

POS.	STÜCK- ZAHL	∅ mm	ABGEW. LÄNGE	TOTAL LÄNGE	FORM(AUSSENMASSE IN cm) OHNE BESONDERE ANGABEN WERDEN DIE BETONSTÄHLE NACH SIA-NORM 262 ABGEBOGEN	BEMERKUNGEN
1	41	16	405	166.05		
2	15	20	916	137.40		
3	27	20	482	130.14		
4	115	14	162	186.30		/30
5	14	14	120	16.80		
7	24	18	427	102.48		
8	20	16	381	76.20		
9	13	16	385	50.05		
10	10	16	255	25.50		
11	13	16	390	50.70		
12	22	16	470	103.40		
13	36	14	670	241.20		
14	76	16	278	211.28		
15	76	12	191	145.16		
16	20	18	620	124.00		
17	20	12	309	61.80		

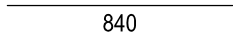
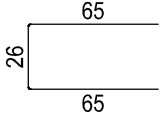

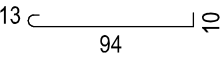
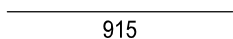
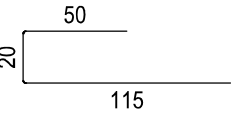
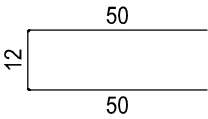
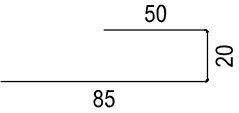
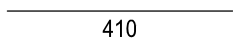
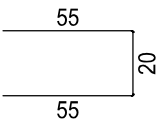
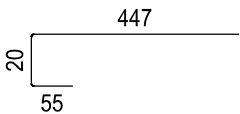
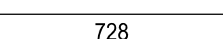
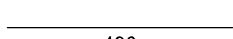
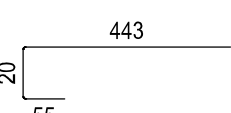


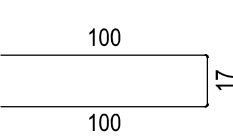
<b>STAHL B500B</b>	PLAN NR.	BETONSTAHLLISTEN-NR.	SEITE:
	07111-242	07111-242.1	3

POS.	STÜCK- ZAHL	∅ mm	ABGEW. LÄNGE	TOTAL LÄNGE	FORM(AUSSENMASSE IN cm) OHNE BESONDERE ANGABEN WERDEN DIE BETONSTÄHLE NACH SIA-NORM 262 ABGEBOGEN	BEMERKUNGEN
18	19	16	575	109.25		
19	13	16	485	63.05		
20	8	16	330	26.40		
21	35	16	800	280.00		
22	30	16	541	162.30		
23	10	16	265	26.50		
24	8	16	531	42.48		
25	40	10	204	81.60		
26	34	14	399	135.66		
27	10	14	529	52.90		
28	4	14	720	28.80		
29	17	16	249	42.33		
30	17	16	245	41.65		
31	17	14	220	37.40		
32	2	12	775	15.50		

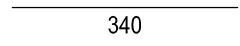
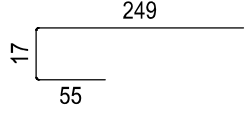
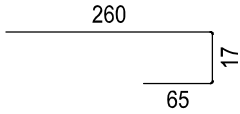
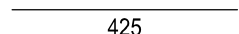
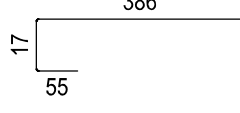
<b>STAHL B500B</b>	PLAN NR.	BETONSTAHLLISTEN-NR.	SEITE:
	07111-242	07111-242.1	4

POS.	STÜCK- ZAHL	∅ mm	ABGEW. LÄNGE	TOTAL LÄNGE	FORM(AUSSENMASSE IN cm) OHNE BESONDERE ANGABEN WERDEN DIE BETONSTÄHLE NACH SIA-NORM 262 ABGEBOGEN	BEMERKUNGEN
33	17	14	492	83.64		
34	31	16	700	217.00		
35	17	14	310	52.70		
36	14	16	290	40.60		
37	10	16	490	49.00		
38	5	30	400	20.00		
51	78	14	450	351.00		
52	48	12	647	310.56		
53	56	14	345	193.20		
54	51	12	210	107.10		
56	38	14	265	100.70		
57	15	10	137	20.55		
58	15	10	152	22.80		
59	14	14	835	116.90		
60	20	14	445	89.00		
61	52	14	288	149.76		
62	37	14	342	126.54		
63	16	10	233	37.28		

<b>STAHL B500B</b>	PLAN NR.	BETONSTAHLLISTEN-NR.	SEITE:
	07111-242	07111-242.1	5

POS.	STÜCK- ZAHL	∅ mm	ABGEW. LÄNGE	TOTAL LÄNGE	FORM(AUSSENMASSE IN cm) OHNE BESONDERE ANGABEN WERDEN DIE BETONSTÄHLE NACH SIA-NORM 262 ABGEBOKEN	BEMERKUNGEN
64	24	12	840	201.60		
65	5	12	156	7.80		
66	22	12	540	118.80		
67	28	10	117	32.76		
68	2	30	915	18.30		
72	22	12	185	40.70		
73	16	8	112	17.92		
74	11	12	155	17.05		
75	4	12	410	16.40		
76	54	10	130	70.20		
77	10	12	522	52.20		
78	30	12	728	218.40		
79	11	12	490	53.90		
80	13	12	518	67.34		
81	5	10	590	29.50		
82	34	12	500	170.00		
83	68	12	217	147.56		

<b>STAHL B500B</b>	PLAN NR.	BETONSTAHLLISTEN-NR.	SEITE:
	07111-242	07111-242.1	6

POS.	STÜCK- ZAHL	∅ mm	ABGEW. LÄNGE	TOTAL LÄNGE	FORM(AUSSENMASSE IN cm) OHNE BESONDERE ANGABEN WERDEN DIE BETONSTÄHLE NACH SIA-NORM 262 ABGEBOGEN	BEMERKUNGEN
84	70	12	340	238.00	 <p>340</p>	
85	11	12	321	35.31	 <p>249 17 55</p>	
86	5	12	342	17.10	 <p>260 17 65</p>	
87	2	26	425	8.50	 <p>425</p>	
88	8	12	458	36.64	 <p>386 17 55</p>	